

- 3 The diagram shows a shape.

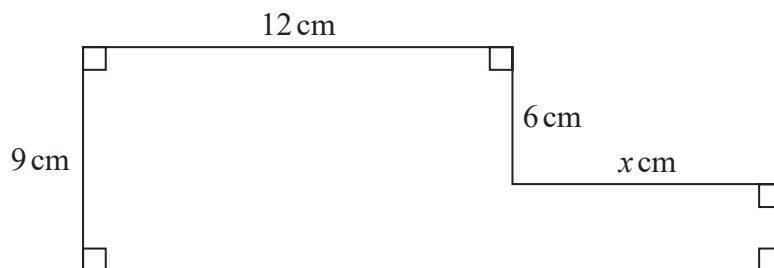


Diagram **NOT**  
accurately drawn

The shape has area  $129 \text{ cm}^2$

Work out the value of  $x$ .

$x = \dots\dots\dots$

(Total for Question 3 is 4 marks)



3

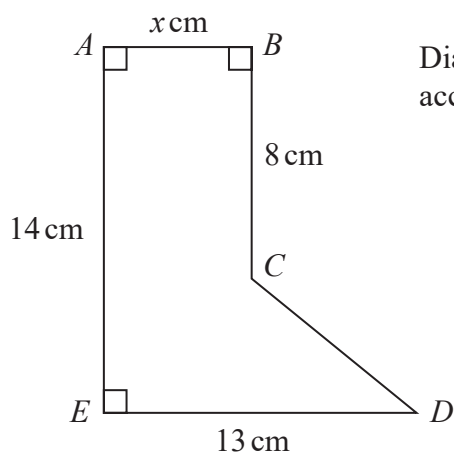


Diagram **NOT**  
accurately drawn

The diagram shows the shape  $ABCDE$ .

The area of the shape is  $91.8 \text{ cm}^2$

Work out the value of  $x$ .

$x = \dots\dots\dots$

(Total for Question 3 is 4 marks)

DO NOT WRITE IN THIS AREA

DO NOT WRITE IN THIS AREA

DO NOT WRITE IN THIS AREA



- 5 The diagram shows a shape made from a square  $ABCD$  and 4 identical semicircles.

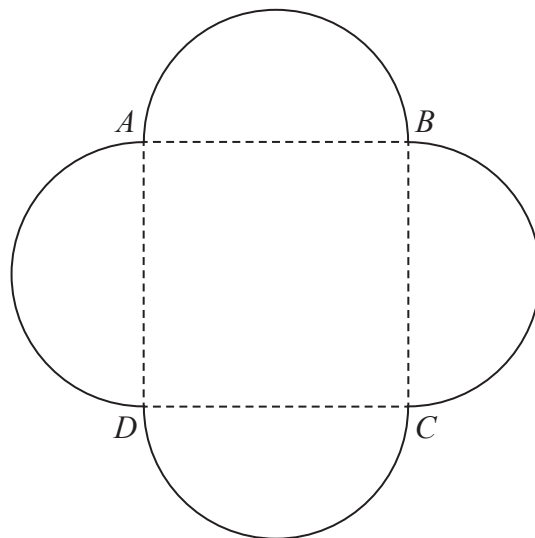


Diagram **NOT**  
accurately drawn

As shown in the diagram, the semicircles have  $AB$ ,  $BC$ ,  $CD$  and  $DA$  as diameters.

The area of the square is  $36 \text{ cm}^2$

Calculate the total area of the shape.  
Give your answer correct to one decimal place.

.....  $\text{cm}^2$

(Total for Question 5 is 4 marks)



- 5 The diagram shows an 8-sided shape  $ABCDEFGH$ .

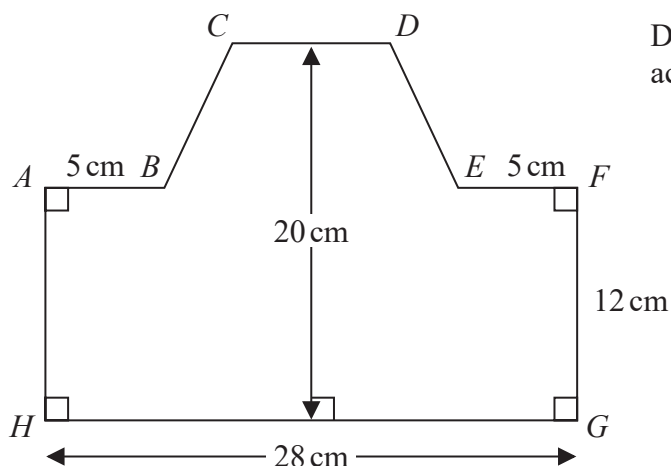


Diagram **NOT**  
accurately drawn

$$HG = 28 \text{ cm} \quad FG = 12 \text{ cm} \quad AB = EF = 5 \text{ cm}$$

The height of the shape is 20 cm

$CD$  is parallel to  $HG$

The area of shape  $ABCDEFGH$  is  $434 \text{ cm}^2$

Find the length of  $CD$ .

..... cm

(Total for Question 5 is 4 marks)



- 5 The diagram shows the design for a badge, which will be made using wire.  
The design is a circle inside a square  $ABCD$

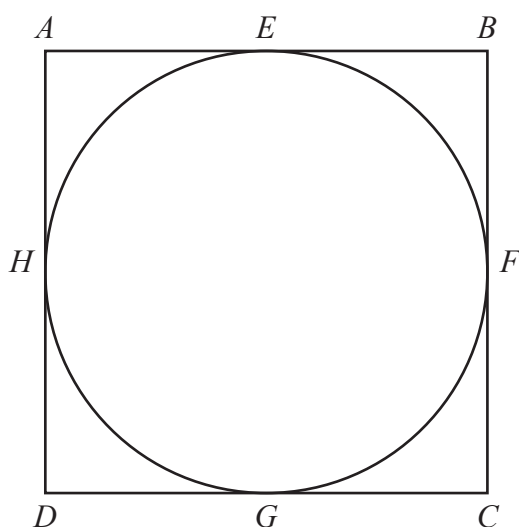


Diagram **NOT**  
accurately drawn

The circle touches the square at the points  $E$ ,  $F$ ,  $G$  and  $H$

The area of the square is  $81 \text{ cm}^2$

Calculate the total length of wire that will be needed to make the square and the circle.  
Give your answer correct to 3 significant figures.

..... cm

(Total for Question 5 is 4 marks)



- 7 The diagram shows a 6-sided shape  $ABCDEF$

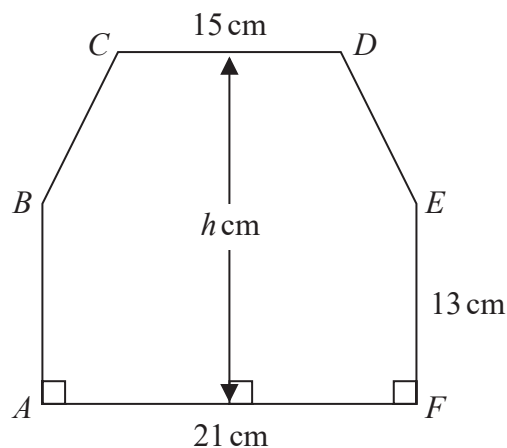


Diagram **NOT**  
accurately drawn

$$AF = 21 \text{ cm} \quad CD = 15 \text{ cm} \quad AB = FE = 13 \text{ cm}$$

The perpendicular height of the shape is  $h$  cm  
 $CD$  is parallel to  $AF$

The area of the shape is  $390 \text{ cm}^2$

Work out the value of  $h$

$$h = \dots\dots\dots$$

(Total for Question 7 is 4 marks)



DO NOT WRITE IN THIS AREA

DO NOT WRITE IN THIS AREA

DO NOT WRITE IN THIS AREA

- 8 The diagram shows a trapezium,  $ABCD$

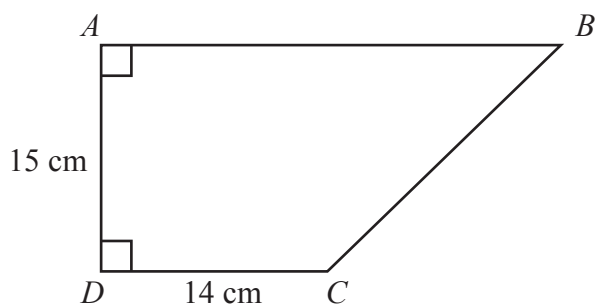


Diagram **NOT**  
accurately drawn

$DAB$  and  $ADC$  are right angles.

$$AD = 15 \text{ cm} \quad DC = 14 \text{ cm}$$

The area of the trapezium is  $360 \text{ cm}^2$

Work out the perimeter of the trapezium.

..... cm

(Total for Question 8 is 6 marks)



17 Here is a parallelogram  $PQRS$ , in which angle  $SPQ$  is acute.

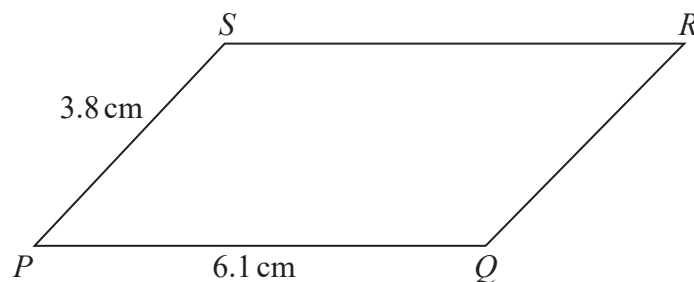


Diagram **NOT**  
accurately drawn

$$PQ = 6.1 \text{ cm} \quad PS = 3.8 \text{ cm}$$

The area of the parallelogram is  $18 \text{ cm}^2$

Work out the length of  $QS$

Give your answer correct to 3 significant figures.

..... cm

(Total for Question 17 is 5 marks)

