

- 4 The diagram shows a rectangle and a diagonal of the rectangle.

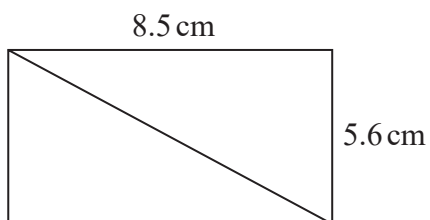


Diagram **NOT**
accurately drawn

Work out the length of the diagonal of the rectangle.
Give your answer correct to 1 decimal place.

..... cm

(Total for Question 4 is 3 marks)

DO NOT WRITE IN THIS AREA

DO NOT WRITE IN THIS AREA

DO NOT WRITE IN THIS AREA



- 9 The diagram shows a rectangular sheet of metal $ABCD$

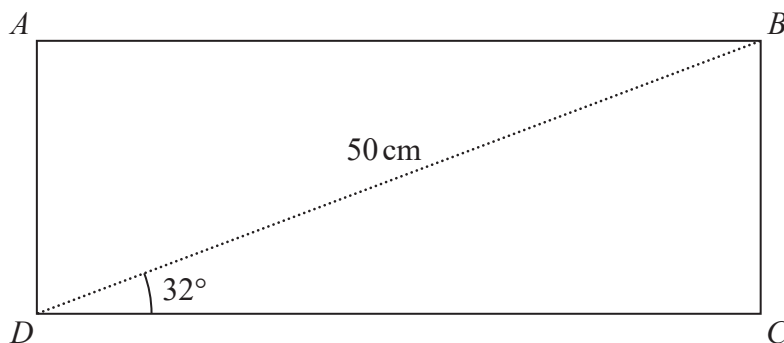


Diagram **NOT**
accurately drawn

DO NOT WRITE IN THIS AREA

DO NOT WRITE IN THIS AREA

DO NOT WRITE IN THIS AREA

$BD = 50$ cm and angle $BDC = 32^\circ$

Nasser joins side AD to side BC to form a cylinder.

BC is the height of the cylinder.

DC is the circumference of the cross section of the cylinder.

Work out the volume, in cm^3 , of the cylinder.

Give your answer correct to 3 significant figures.

..... cm^3

(Total for Question 9 is 6 marks)



- 8 The diagram shows an isosceles triangle.

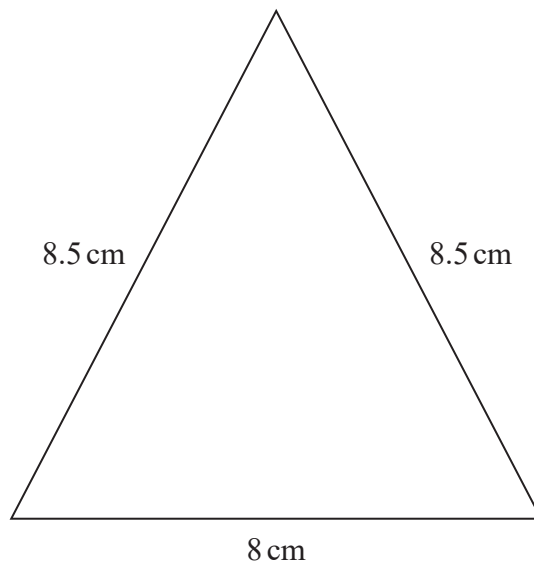


Diagram **NOT**
accurately drawn

Work out the area of the triangle.

.....cm²

(Total for Question 8 is 4 marks)

DO NOT WRITE IN THIS AREA

DO NOT WRITE IN THIS AREA

DO NOT WRITE IN THIS AREA



- 7 The diagram shows isosceles triangle ABC .

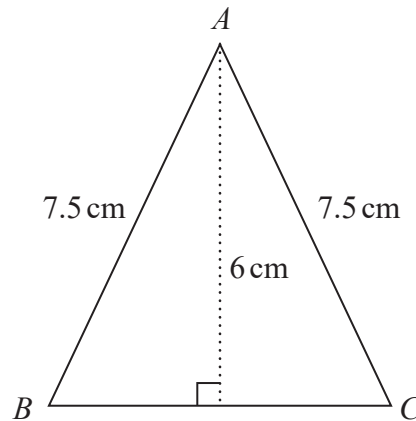


Diagram **NOT**
accurately drawn

$$AB = AC = 7.5 \text{ cm.}$$

The height of the triangle is 6 cm .

Calculate the area of the triangle.

..... cm^2

(Total for Question 7 is 4 marks)

DO NOT WRITE IN THIS AREA

DO NOT WRITE IN THIS AREA

DO NOT WRITE IN THIS AREA



- 9 The diagram shows an isosceles triangle ABC

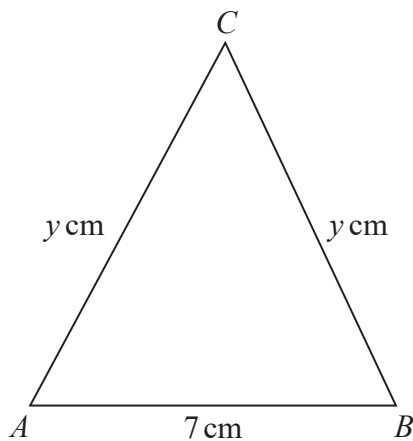


Diagram **NOT**
accurately drawn

$$AB = 7 \text{ cm} \quad AC = BC = y \text{ cm}$$

The area of the triangle is 42 cm^2

Work out the value of y

$$y = \dots\dots\dots$$

(Total for Question 9 is 4 marks)

DO NOT WRITE IN THIS AREA

DO NOT WRITE IN THIS AREA

DO NOT WRITE IN THIS AREA



- 10 The diagram shows an isosceles triangle, with base length 24 cm.

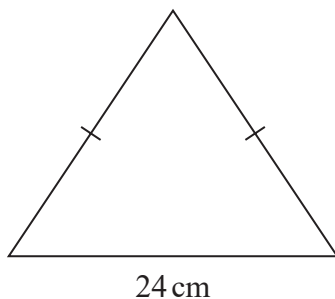


Diagram **NOT**
accurately drawn

The perimeter of the triangle is 54 cm.

Work out the area of the triangle.

..... cm²

(Total for Question 10 is 5 marks)

DO NOT WRITE IN THIS AREA

DO NOT WRITE IN THIS AREA

DO NOT WRITE IN THIS AREA



- 8 The diagram shows an isosceles triangle.

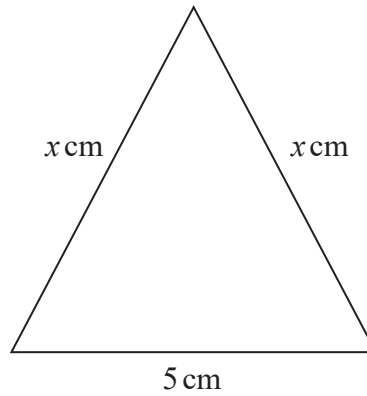


Diagram **NOT**
accurately drawn

The area of the triangle is 12 cm^2

Work out the perimeter of the triangle.

Give your answer correct to 3 significant figures.

.....cm

(Total for Question 8 is 4 marks)



10 Here is isosceles triangle ABC .

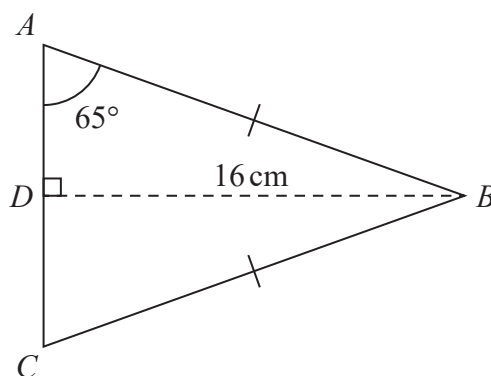


Diagram **NOT**
accurately drawn

D is the midpoint of AC and $DB = 16$ cm.

Angle $DAB = 65^\circ$

Work out the perimeter of triangle ABC .
Give your answer correct to one decimal place.

..... cm

(Total for Question 10 is 4 marks)



- 9 The diagram shows isosceles triangle ABC

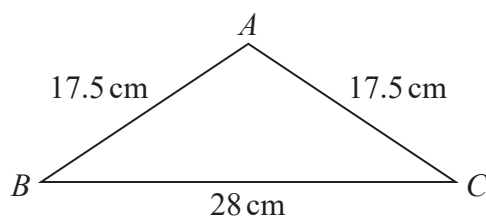


Diagram **NOT**
accurately drawn

$$AB = AC = 17.5 \text{ cm}$$

$$BC = 28 \text{ cm}$$

Calculate the area of triangle ABC

..... cm^2

(Total for Question 9 is 4 marks)



P 6 9 1 9 6 A 0 9 2 8

- 11 The diagram shows a roof support.

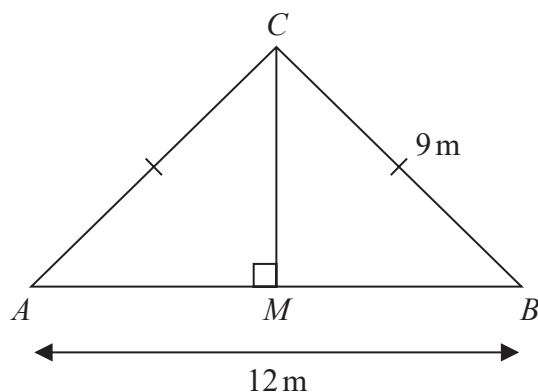


Diagram **NOT**
accurately drawn

The roof support is made from four lengths of wood, AB , AC , BC and MC

$$AC = BC = 9 \text{ m} \quad AB = 12 \text{ m}$$

$$\text{angle } AMC = 90^\circ$$

Lewis is going to buy lengths of wood to make the roof support.

The wood costs 21.50 euros per metre.

Each length of wood he buys has to be a whole number of metres.

Work out the total cost of the wood Lewis needs to buy.

Show your working clearly.

..... euros

(Total for Question 11 is 4 marks)



12

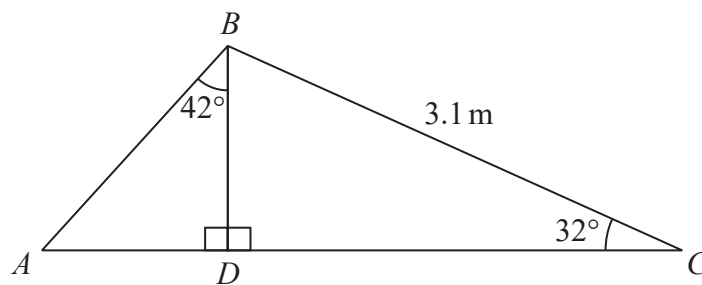


Diagram **NOT**
accurately drawn

Calculate the length of AB .
Show your working clearly.
Give your answer correct to 3 significant figures.

..... m

(Total for Question 12 is 5 marks)



- 12 ABC is a right-angled triangle.
 D is a point on BC

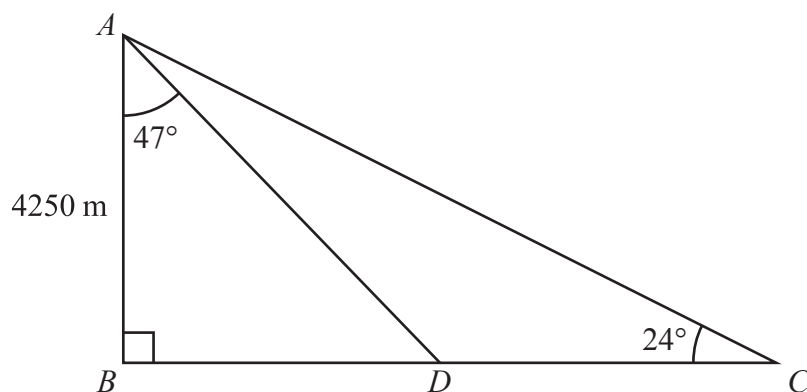


Diagram **NOT**
 accurately drawn

$$AB = 4250 \text{ m} \quad \text{angle } BAD = 47^\circ \quad \text{angle } BCA = 24^\circ$$

Work out the length of DC

Give your answer correct to the nearest integer.

..... m

(Total for Question 12 is 4 marks)



- 2 The diagram shows triangle ABC and triangle ECD

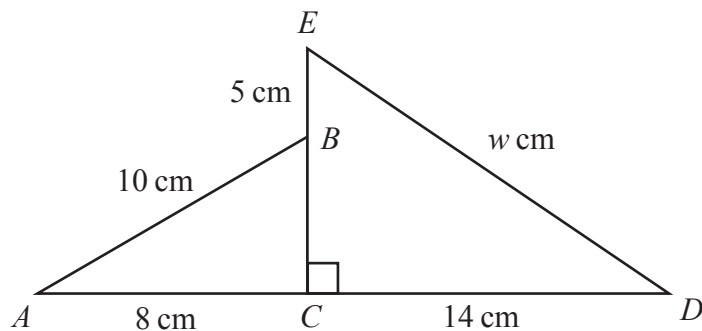


Diagram **NOT**
accurately drawn

ACD and EBC are straight lines.

$$AB = 10 \text{ cm} \quad AC = 8 \text{ cm} \quad EB = 5 \text{ cm} \quad CD = 14 \text{ cm} \quad ED = w \text{ cm}$$

Work out the value of w

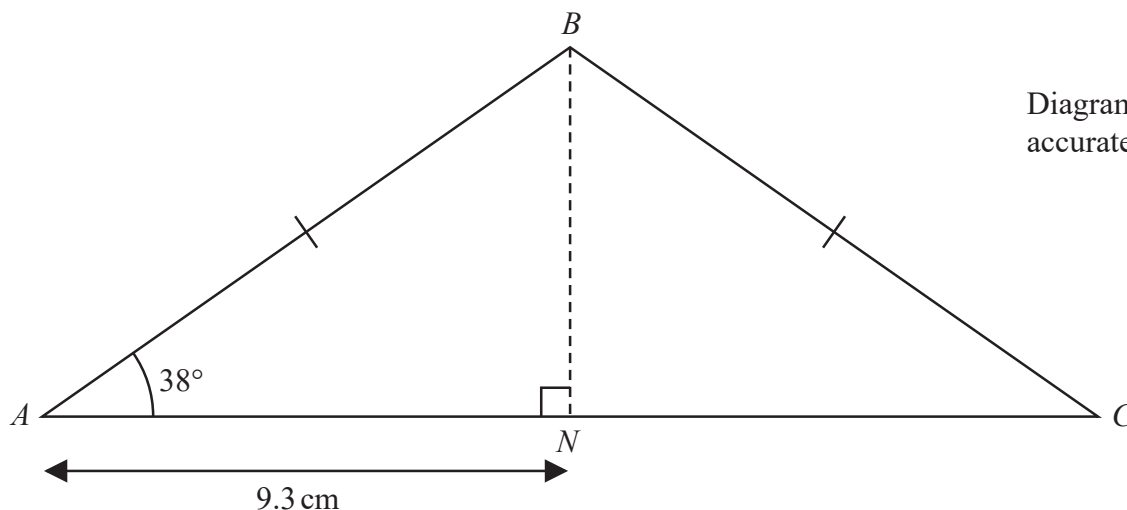
Give your answer correct to one decimal place.

$$w = \dots\dots\dots$$

(Total for Question 2 is 4 marks)



10 ABC is an isosceles triangle with $BA = BC$.



N is the point on AC such that $AN = 9.3$ cm and BN is perpendicular to AC .

Work out the perimeter of triangle ABC .

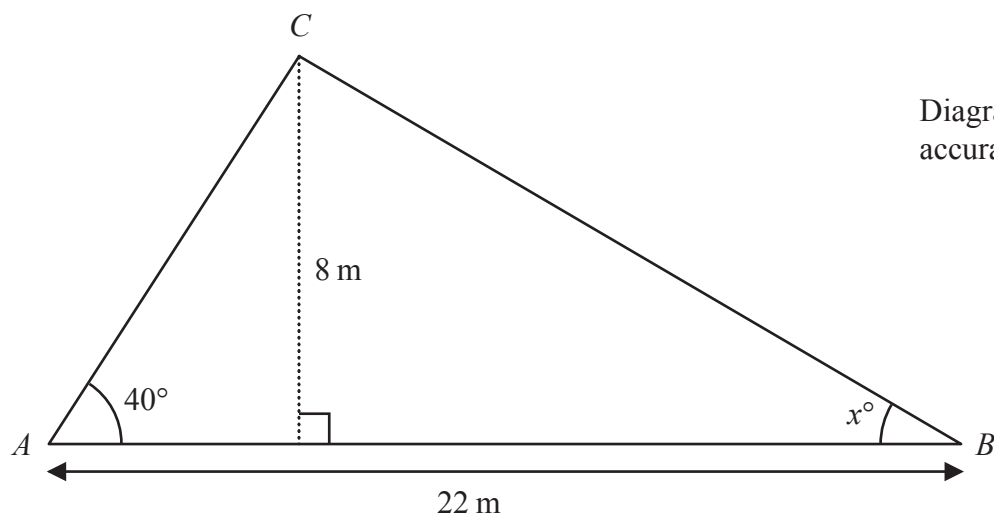
Give your answer correct to 3 significant figures.

..... cm

(Total for Question 10 is 4 marks)



10 Here is triangle ABC



Work out the value of x
Give your answer correct to one decimal place.
Show your working clearly.

$x =$

(Total for Question 10 is 5 marks)



- 11 The diagram shows a quadrilateral $ABCD$

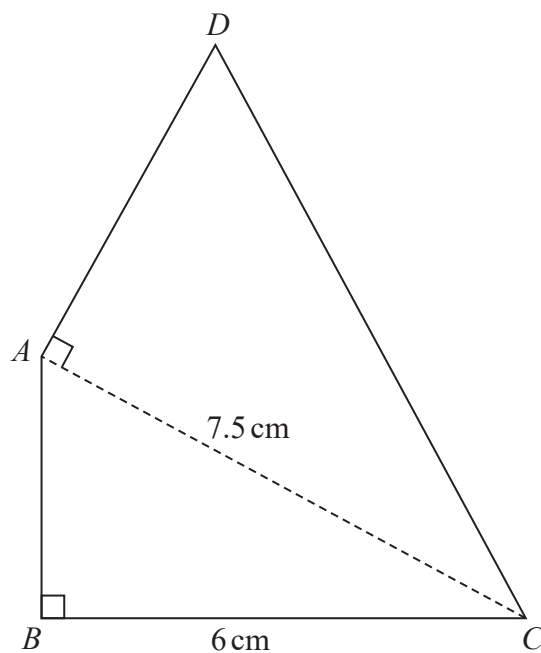


Diagram **NOT**
accurately drawn

In the diagram, ABC and DAC are right-angled triangles.

$$BC = 6 \text{ cm} \quad AC = 7.5 \text{ cm}$$

The area of quadrilateral $ABCD$ is 31.5 cm^2

Work out the length of AD

..... cm

(Total for Question 11 is 6 marks)



12 The diagram shows right-angled triangle ABD

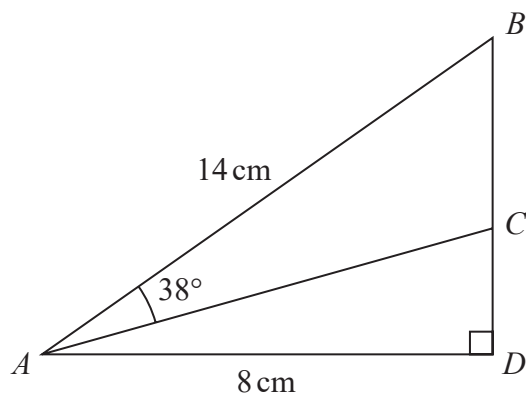


Diagram **NOT** accurately drawn

$$AB = 14 \text{ cm} \quad AD = 8 \text{ cm}$$

C is the point on BD such that angle $BAC = 38^\circ$

Work out the length of CD

Give your answer correct to 3 significant figures.

..... cm

(Total for Question 12 is 4 marks)

DO NOT WRITE IN THIS AREA

DO NOT WRITE IN THIS AREA

DO NOT WRITE IN THIS AREA



- 15 The diagram shows two right-angled triangles, DEF and EFG .

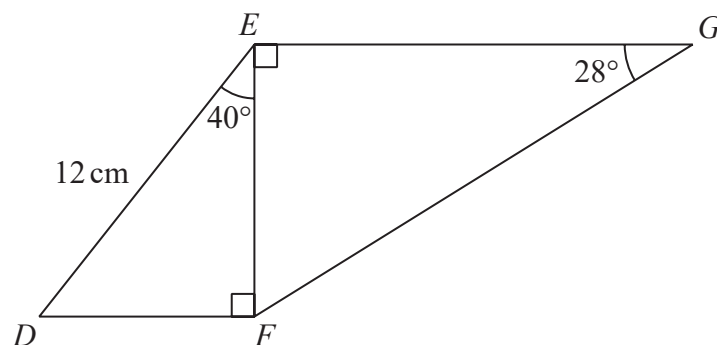


Diagram **NOT**
accurately drawn

Work out the length of EG .

Give your answer correct to 3 significant figures.

..... cm

(Total for Question 15 is 4 marks)



10 Here is triangle ABD .

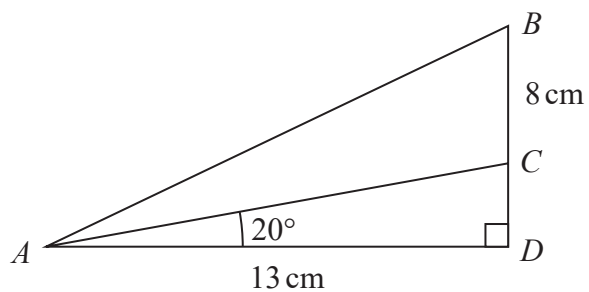


Diagram **NOT** accurately drawn

The point C lies on BD .

$AD = 13 \text{ cm}$ $BC = 8 \text{ cm}$ angle $ADB = 90^\circ$ angle $CAD = 20^\circ$

Calculate the size of angle BAC .

Give your answer correct to 1 decimal place.

DO NOT WRITE IN THIS AREA

DO NOT WRITE IN THIS AREA

DO NOT WRITE IN THIS AREA

DO NOT WRITE IN THIS AREA

DO NOT WRITE IN THIS AREA

DO NOT WRITE IN THIS AREA

(Total for Question 10 is 5 marks)



- 9 The diagram shows a right-angled triangle.

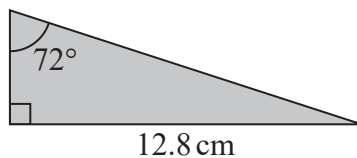


Diagram **NOT**
accurately drawn

Five of these triangles are put together to make a shape.

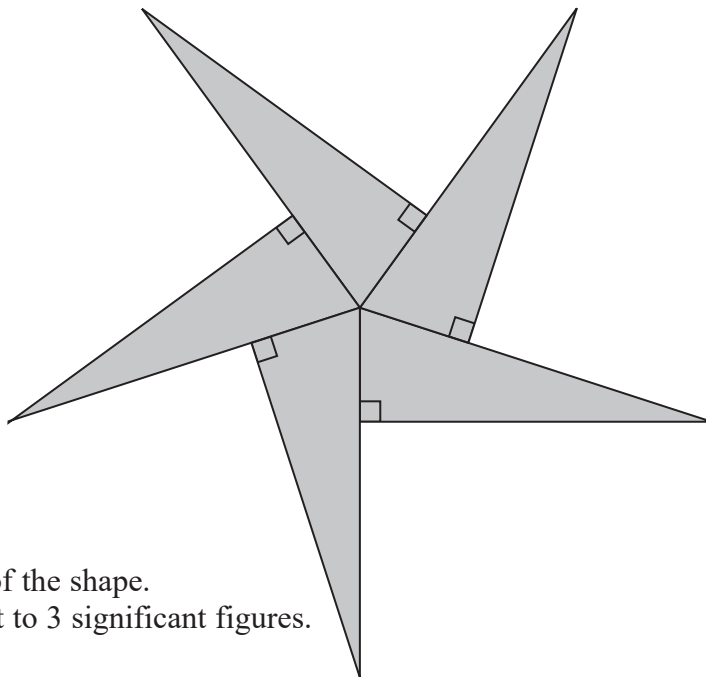


Diagram **NOT**
accurately drawn

Calculate the perimeter of the shape.
Give your answer correct to 3 significant figures.

..... cm

(Total for Question 9 is 5 marks)



- 3 The shaded shape is made using three identical right-angled triangles and a square.

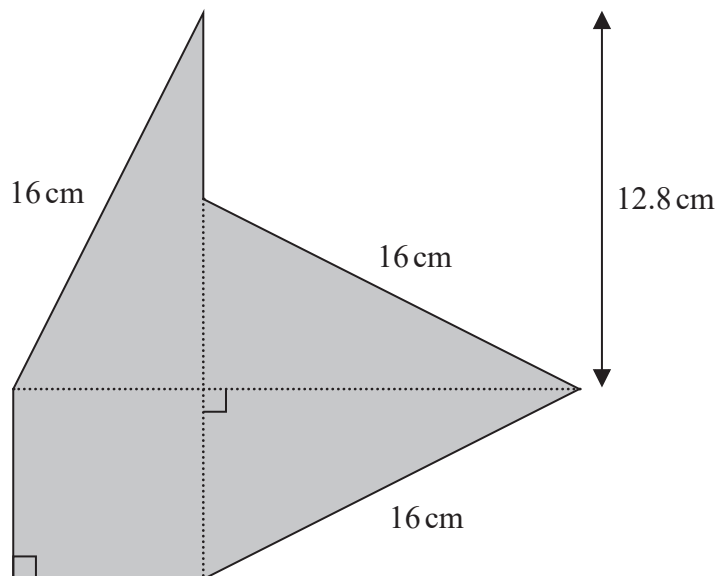


Diagram **NOT**
accurately drawn

Work out the perimeter of the shaded shape.

..... cm

(Total for Question 3 is 4 marks)

